



SOUTH WALES  
**POLICE**  
**HEDDLU**  
DE CYMRU

## Fighting Organised Crime in Partnership

PREVENT | PURSUE | PROTECT | PREPARE

# Problem Profile

**Date: 20<sup>th</sup> August 2024**

**Author: 58318 Georgia Christensen, Intelligence Analyst, Mid Glam**

**Report Owner: 5435 Daniel Parry, Community Safety**

### Handling

Using the government security classification scheme (GSC), this document has been classified with a handling code of **OFFICIAL**. The report can be widely shared within the force to any staff who would benefit from access to the information. This is a strategic product and does not contain personal or tactical information so may be appropriate for sharing with trusted partners. However, it should only be shared with the authorisation of the report owner and with the caveat that it cannot be further disseminated, referenced, or published in full or in part, through any media without prior consent.

HEDDLU DE CYMRU | SOUTH WALES POLICE

## Contents

1	Executive Summary .....	2
1.1	Introduction .....	2
2	Key Findings .....	2
2.1	Overview .....	2
3	Methodology .....	3
4	Analysis .....	4
4.1	What .....	4
4.1.1	The Phoenix .....	6
4.1.2	Edens Bar .....	6
4.1.3	Roof .....	6
4.1.4	Tair Pluen.....	6
4.1.5	The Wyndham Arms .....	7
4.2	Where .....	7
4.3	When .....	9
4.4	Who .....	10
4.4.1	Victims .....	10
4.4.2	Suspects .....	11
4.5	Why .....	12
5	Conclusion .....	13



6	Appendix .....
14	

## 1 EXECUTIVE SUMMARY

### 1.1

#### Introduction

This report will focus on occurrences in Bridgend town centre that are linked to licenced premises. The purpose of this is to understand the impact of licenced premises on the crime and occurrences experienced in Bridgend town centre and the subsequent policing demand.

## 2 KEY FINDINGS

### 2.1 Overview

During the time period 01/07/2023 – 30/06/2024 there were 311 occurrences, and 8% increase on the previous year, which saw 287 occurrences. 37% of these occurrences were offences of Violence Against the Person (116) a small increase on last year, with the second highest occurrence type being Concern for Safety at 13% (40). Violence Against the Person occurrences were 72% in relation to Assault with Injury and Common Assault and Battery. Both of these offence types saw increases, with assault with injury almost doubling. Concern for Safety occurrences were largely in relation to heavily intoxicated individuals. The third most frequent occurrence type is crime related incidents which is an amalgamation of difference occurrences including things such as theft, rape, and driving a motor vehicle whilst over the prescribed limit.

After assaults, the most common offence type was drunk and disorderly (21), possession of cocaine (11) and fear or provocation of violence (4). Few occurrences saw involvement of weapons (12) and only 1 saw a weapon being used, which was glass. 20 occurrences (6%) involved drugs, the majority of which were possession, or individuals being removed from premises after being sighted using or dealing drugs and becoming aggressive as a result of this. The drugs involved were (suspected) cocaine in 90% of occurrences, with the remaining being cannabis. The majority of these took place at Edens Bar on Market Street.

The Phoenix experienced the highest volume of occurrences and violence, closely followed by Edens. The top 5 licenced premises in terms of volume, also including Tair Pluen, The Roof and The Wyndham Arms, account for 70% of all occurrences. All of these premises are in close proximity to one another one neighbouring streets; Wyndham Street and Market Street. There has also been a rise in occurrences at the Railway Inn, Kings Head and the Three Horse Shoes. The Railway Inn, however, has just announced it's closure.

The peak day for occurrences is Saturday evening going in to Sunday morning, with the exception of the Tair Pluen which sees its peak on a Thursday between 6pm – 9pm. The peak time overall is between 2am and 3am, remaining high until 5am. 2am is when the first premises begin to stop selling alcohol and begin to close, which is likely to explain the rise in violence due to the influx of intoxicated and vulnerable individuals making their way out onto main streets and to public transport. with peak months being December, April and May, which is expected due to the holidays that occur in these months.

Victims were more likely to be male and aged between 18-34 and suspects were significantly more likely to be male and aged between 18-44. The heavy involvement of males suggests that an element of culture amongst



younger – middle aged men may make these individuals more likely to become involved in alcohol consumption beyond capacity and subsequently violence.

It is likely that the close proximity of sites is an aggravating factor as it is likely to lead to a sudden influx of intoxicated and vulnerable individuals, exacerbated by 3 of the top five premises having the same closing hours on the peak day, a Saturday. It may be beneficial to therefore, stagger closing times, particularly on a Saturday into the early hours of Sunday.

Policing simply does not have the resources to moderate and parent the nighttime economy, however there are other steps that may lessen the volume of occurrences. One potential method may be to use barriers, such as implemented at stadiums during events, that direct individuals leaving premises in different directions. This could help reduce the volume of individuals at hotspots during the alcohol sale and closing time hours. One area that individuals gather are at taxi ranks, therefore it could be useful to implement taxi marshalls to control queues and gatherings. It could also be useful to convey messaging through posters, placed strategically to be eye level where individuals in licenced premises linger, e.g. toilets, at the bar, queueing outside. Posters cannot physically support policing, however the notion of causing an individual to think twice about their actions, particularly by using emotive languages and displaying consequences, should not be overlooked. Particularly in relation to violence and its potentially fatal result, knowing your limits and not providing alcohol to intoxicated friends.

### 3 METHODOLOGY

Using occurrences extracted from Niche fitting the parameters of taking place between 01/07/2023 – 30/06/2024 and inside or outside a licenced premises in Bridgend town centre. Bridgend town centre is the meeting point between three beats; **Newcastle**, **Morfa**, and **Bridgend**. Occurrences outside a licenced premises have been included if the nominals had recently been inside that licenced premises. Occurrences have also been included where it is clear that the nominals had recently been in a central licenced premises even if it cannot be linked to a specific site. The town centre parameters will be displayed on a map. It includes the town centre and has been expanded slightly to include Brewery Field and the licenced premises along Cowbridge Road as these are easily accessible from the town centre, and therefore it is likely that nominals will move between these premises and the city centre locations.



## 4 ANALYSIS

### 4.1 What

During the time period there were 311 occurrences involving licenced premises. This is an 8% increase on the previous year, which saw 287 occurrences. These occurrences include events that happened inside a licenced premises, directly outside a licenced premises immediately after the nominal left or in close proximity after leaving the premises. Occurrences are only included if they can be clearly linked to licenced premises. The licenced premises included have been listed in the Appendix.

Occurrence Type	Number of Occurrences 2022-2023	Number of Occurrences 2023-2024
CR37 Violence Against the Person	92	116
PS10 Concern for Safety	36	40
CR45 Crime Related Incident	31	29
AN18 ASB Nuisance	35	25
CR31 Drugs	22	18
TR6 Road Related Offence	17	15
CR41 Theft and Handling	11	14
CR43 Damage	4	11

**Table 1 : Occurrence types by volume**

The most common occurrence type seen relating to licenced premises was Violence Against the Person, accounting for 37% of all occurrences. This is followed by Concern for Safety at 13%. The proportion of offence types is relatively similar to last year, however violence against the person has seen an increase and ASB nuisance has decreased.

CR37 Violence Against the Person was largely offences of assault with injury and common assault and battery with these 2 offence categories accounting for 72% of CR37s. Concern for safety occurrences were largely surrounding individuals who were heavily intoxicated and as a result either causing a disturbance or unable to get themselves home safely. 4 of these occurrences involved concern for child welfare where intoxicated adults had children in their care and 3 were mental health related.

CR45 Crime Related Incidents were an amalgamation of different offences including 5 Assaults, 5 aggressive individuals, 5 fights, 2 drunk and disorderly, 2 sexual assaults and 2 thefts. This occurrence type also saw 1 respectively of Driving a M/V with excess alcohol, threat with a bladed article, rape, natural death, concern for safety and attempted harm.



Offence	Number of occurrences 2022-2023	Number of occurrences 2023-2024
S.47 Assault with Injury	26	51
Common assault and battery S.39	30	33
Drunk & disorderly	21	17
Cocaine: Having possession of a Class A controlled drug	11	7
S4 Fear or provocation of violence	4	7

Table 2: Offence type by volume

Offences of violence are clearly the prevalent issue when assessing occurrences surrounding licenced premises in Bridgend town centre, with a large proportion being assault with injury offences. Assault with injury and common assault and battery have seen a consistently higher level of offences over both years.

A small minority of offences included the possession or use of a weapon. 12 occurrences involved weapons, 1 was used to cause injury which was glass.

Weapon	Number of Occurrences 2022-2023	Number of Occurrences 2023-2024
Knife	9	5
Non bladed article	2	4
Glass	2	3

Table 3: Weapons by type and volume

20 occurrences involved drugs being found on an individual or the individual being removed from the premises by bouncers who witnessed the individuals' taking drugs. These premises are adhering to a proactive no tolerance approach to drug use. The drugs concerned were largely cocaine or "white powder" with few occurrences also relating to cannabis. During the previous year there were 27 licenced premises occurrences relating to drugs.

The below section will focus on the top 5 licenced premises in terms of volume of occurrences and will break down the occurrence types as well as peak days and times for occurrences to take place.

Licenced Premises	Peak Day	Alcohol Sales End Time	Premises Closing Time	Peak Occurrence Time
The Phoenix	Sunday	03:00hrs	04:30hrs	03:00hrs
Edens Bar	Sunday	04:00hrs	04:30hrs	02:hrs
The Roof	Saturday	04:00am	04:30hrs	23:00hrs



Tair Pluen	Thursday	02:00am	02:45hrs	18:00hrs-21:00hrs
The Wyndham Arms	Sunday	01:00am	02:00hrs	21:00hrs

**Table 4: Licenced premises and their peak times compared to end of alcohol sales and closing times**

The Phoenix, Edens and The Roof all close at 04:30hrs, which would mean a sudden influx of individuals at this time. Many of these individuals will be intoxicated within close proximity to one another and are likely to congregate in similar places when seeking public transport home.

Excluding the Tair Pluen, the peak times are all Saturday evening into the early hours of Sunday.

#### 4.1.1 The Phoenix

Occurrence Type	Number of Occurrences
CR37 Violence Against the Person	27
CR45 Crime Related Incident	9
AN18 ASB - Nuisance	4
PS10 Concern for Safety	4

**Table 5: Top occurrence types by volume at The Phoenix**

The Phoenix has seen the highest level of violence this year, peaking at 03:00hrs, coinciding with the end of alcohol sales at the venue.

#### 4.1.2 Edens Bar

Occurrence Type	Number of Occurrences
CR37 Violence Against the Person	23
CR31 Drugs	8
PS10 Concern for Safety	5

**Table 6: Top occurrence types by volume at Edens Bar**

Edens bar also saw a high level of violence against the person, as well as the highest volume of drug related occurrences, largely in relation to the dealing and possession of cocaine.

#### 4.1.3 Roof

Occurrence Type	Number of Occurrences
CR37 Violence Against the Person	18
AN18 ASB - Nuisance	4
TR6 Road Related Offence	4



**Table 7: Top occurrence types by volume at The Roof**

The Roof saw slightly lower levels of violence but also saw higher levels of customers leaving the venue and immediately driving a vehicle whilst intoxicated. This could be due to the proactiveness of staff watching when customers leave the venue rather than higher numbers than other venues.

#### 4.1.4 Tair Pluen

Occurrence Type	Number of Occurrences
CR37 Violence Against the Person	13

**Table 8: Top occurrence types by volume at the Tair Pluen**

The Tair Pluen saw a longer period of elevated levels of occurrences rather than having a peak time. There may be an event taking place on a Thursday between 18:00hrs-21:00hrs that is causing this influx.

#### 4.1.5 The Wyndham Arms

Occurrence Type	Number of Occurrences
PS10 Concern for Safety	14
CR37 Violence Against the Person	9
CR41 Theft and Handling	4
CR45 Crime Related Incident	4

**Table 9: Top occurrence types by volume at The Wyndham Arms**

The Wyndham arms was the only licenced premises to not see Violence Against the Person as their most common occurrence type. Here, it was Concern for Safety offences that were most common. The Wyndham Arms also saw theft and handling incidents more frequently than other premises.

## 4.2 Where

During this time period there were 313 occurrences that took place inside, directly outside or immediately after a nominal departed a licenced premises in Bridgend town centre.

Licenced Premises	Number of occurrences 2022-2023	Number of occurrences 2023-2024
The Phoenix	58	57
Eden Bar Bridgend	63	49
The Roof	49	41
Wyndham Arms Hotel	27	41
Tair Pluen	34	29
The Railway Inn	1	12





The Star	4	8
The Kings Head	1	7
The Three Horse Shoes	1	7
Brewery Field	7	5
The Old Castle	0	5
Dunraven Arms Hotel	4	4
Nolton Corner	2	4
Corvo Lounge	7	4
The Riverside Tavern	7	1

**Table 10: Premises that saw more than 3 occurrences during either time period**

The top 5 licenced premises account for 70% of all occurrences, therefore they will continue to be the focus across the report.

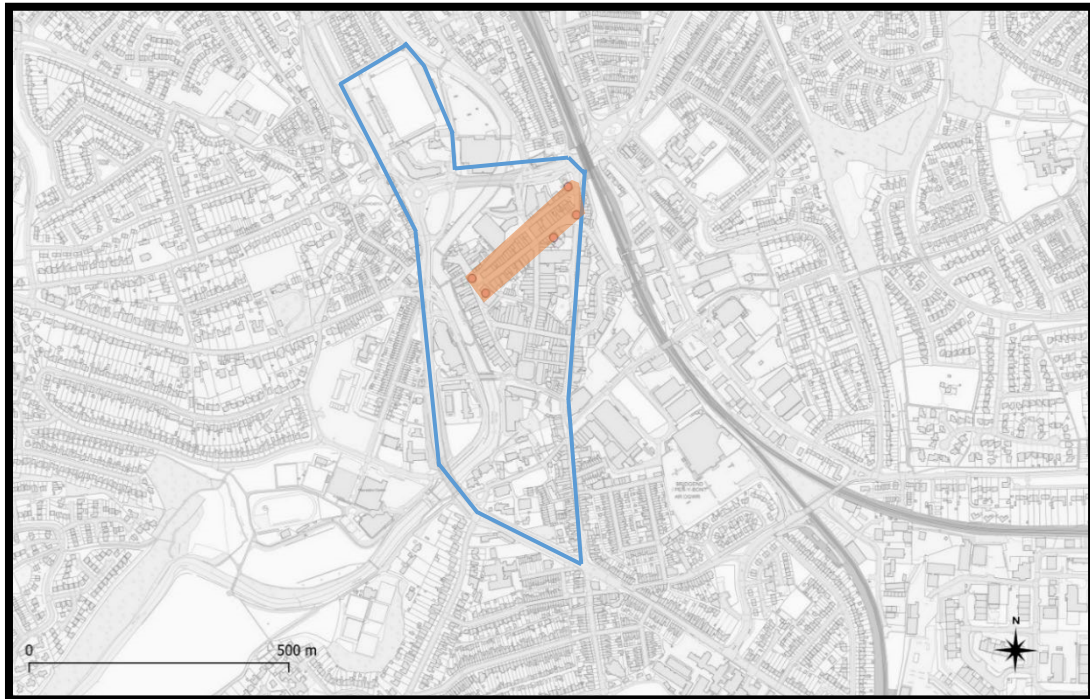
Incidents have decreased at Edens bar, despite still accounting for a large proportion of offences. Offences have increased at the Wyndham Arms hotel and have stayed relatively similar for all other locations. The Railway Inn, The Star, The Kings Head and The Three Horse Shoes have seen slight increases in figures. The Railway Inn, however, has just announced its closure.



**Map 1: Bridgend town centre parameters**

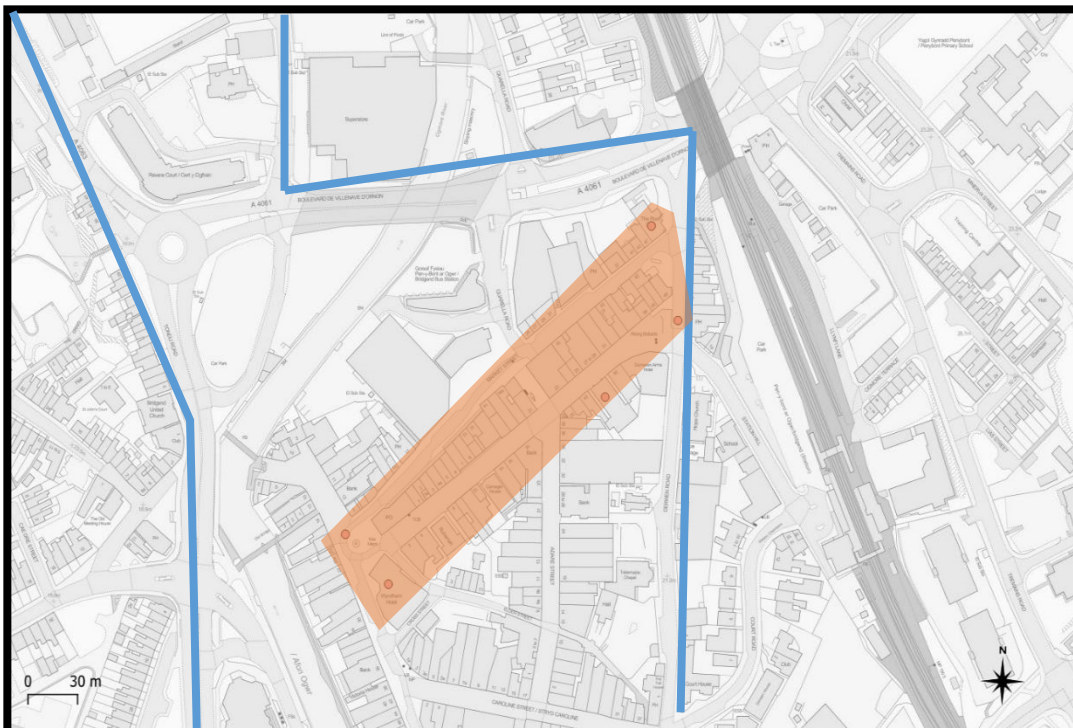
The above map shows the area considered as Bridgend town centre for this problem profile. The dashed black line shows what is most likely considered as the town centre, the solid blue line shows the area being used in this problem profile. This area covers the town centre but has been expanded to include the Brewery Field and Cowbridge Road licenced premises. This is due to their close proximity and the likelihood that the individuals frequenting the immediate town centre will likely be the same individuals visiting these nearby premises.





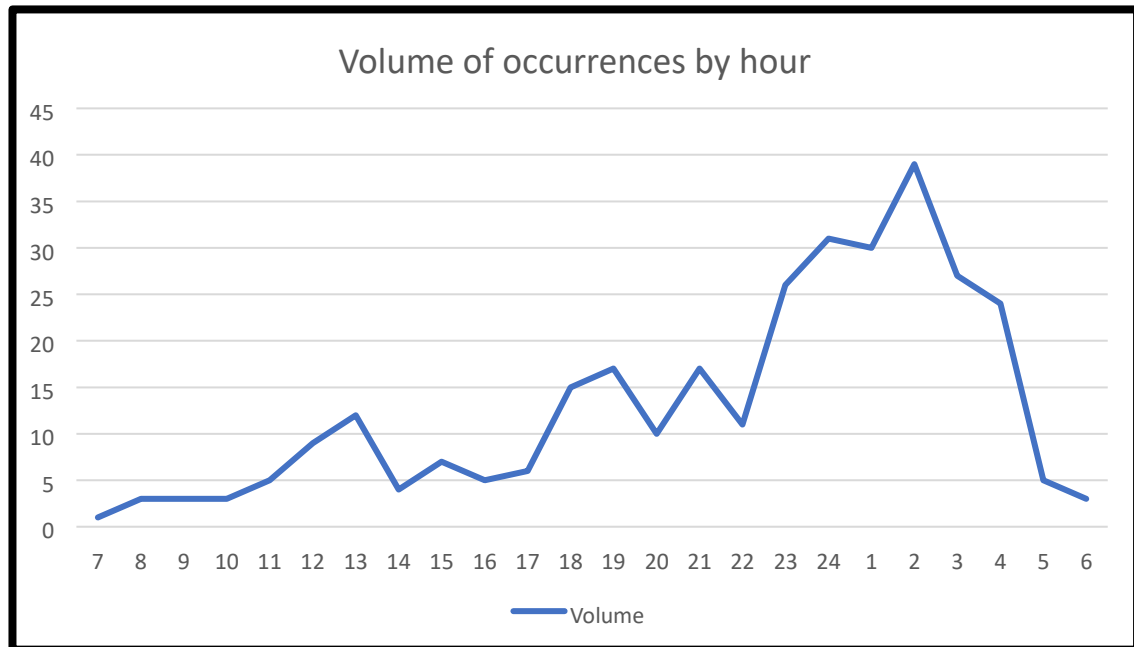
Map 2: Top 5 locations in relation to volume of occurrences

The above map shows the top 5 locations within the town centre highlighted in orange. This orange area shows where the highest volume of occurrences are taking place, and therefore where resources need to be directed



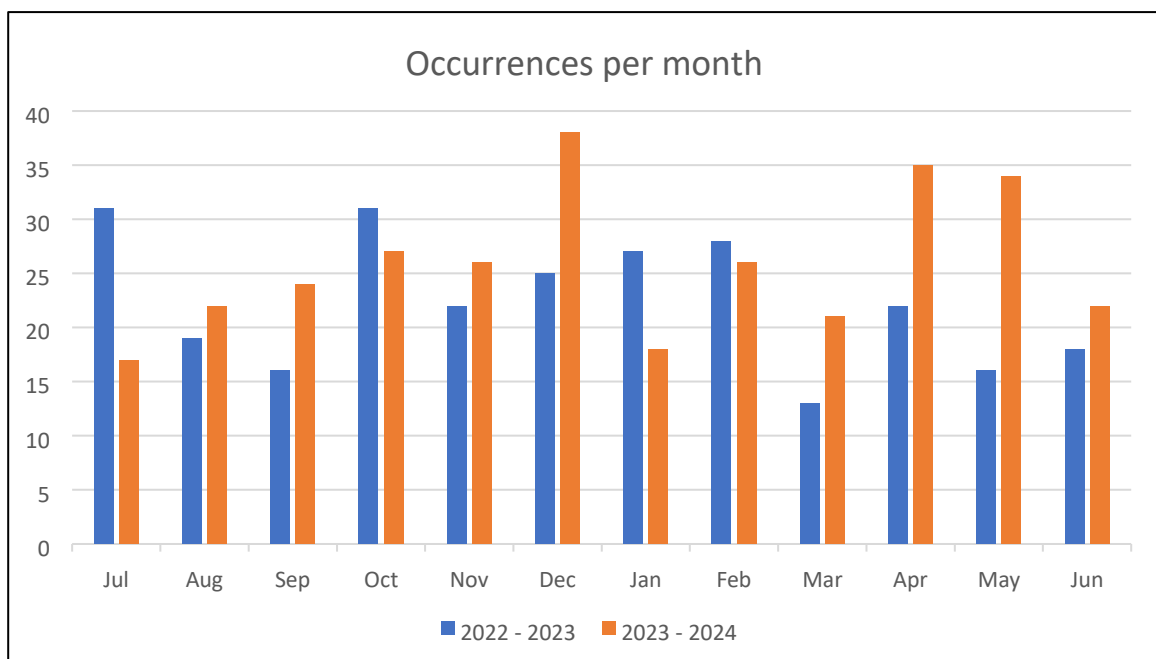
Map 3: Close up image of the 5 locations in relation to volume of occurrences

### 4.3 When



Graph 1: volume of occurrence at licenced premises in Bridgend town centre by hour

Rates are exponentially higher during 22pm – 5am, peaking between 2-3am. Closing times for the top 5 licenced premises begin at 2am, with the final premises shutting at 4:30am.



Graph 2: A comparison of volume of occurrences per month from Jul 22 – Jun 23 to July 23 – June 24

During 2023 – 2024 occurrences peaked in December, followed by April and May. In 2022 - 2023 volume peaked during July and October. 2023 – 2024 seems to follow a more standard pattern in terms of



predictability as April and May are key bank holiday dates and December is the holiday season. 2022-2023 is potentially lower due to the aftermath of COVID and the strain it placed economically and legislatively.

## 4.4 Who

### 4.4.1 Victims

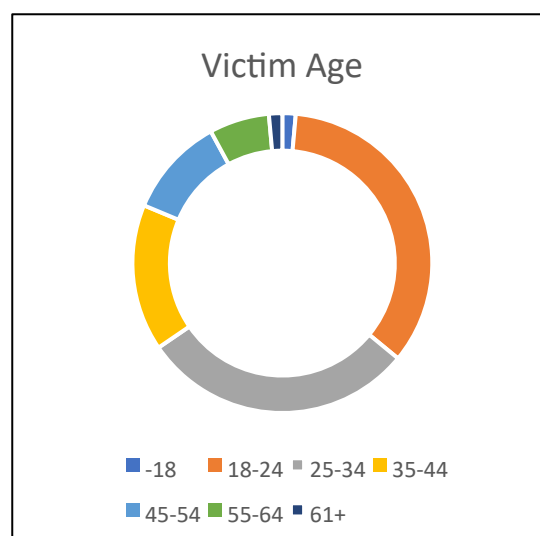
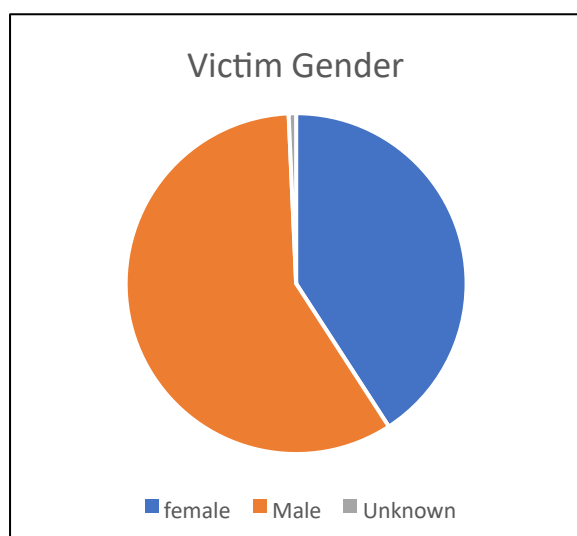
There were 197 victims in total with 129 distinct victims, as well as 8 repeat victims accounting for 20 occurrences between them. Across the occurrences there were 54 where the victim was REX, therefore meaning there was no specific victim.

Victim	Gender	Number of Occurrences 2022-2023
11147444	Female	4
1161557	Female	2
10010158	Male	2
9584768	Male	2
10394405	Female	2
1144762	Male	2
1049009	Male	2
1017436	Male	2
875570	Female	2
10061173	Male	2

Victim	Gender	Number of Occurrences 2023-2024
11201967	Female	4
7209344	Male	4
10010158	Male	2
99638	Male	2
290621	Male	2
1733299	Male	2
743559	Male	2
11176405	Male	2

Tables 11 & 12: Repeat victims including Niche ID, Gender and number of occurrences for both time periods.

Repeat victims in 2022-2023 were slightly more likely to be male, however during 2023-2024 they were significantly more likely to be male



Graph 3: Gender split amongst victims

Graph 4: Age of victims

Victims were most likely to be Male and aged between 18-34.





#### 4.4.2 Suspects

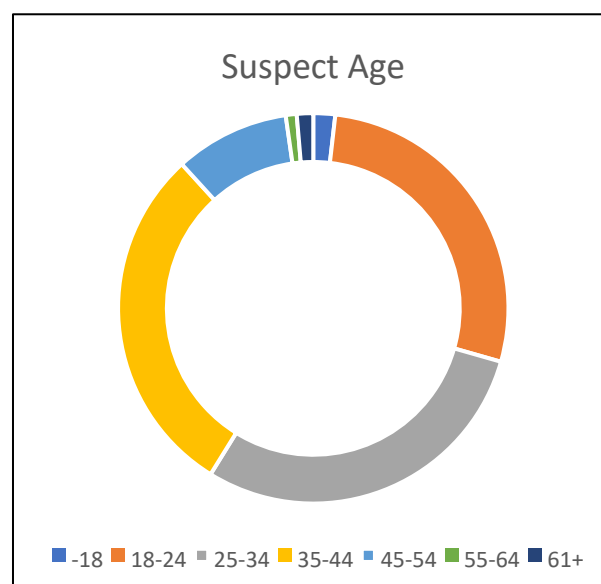
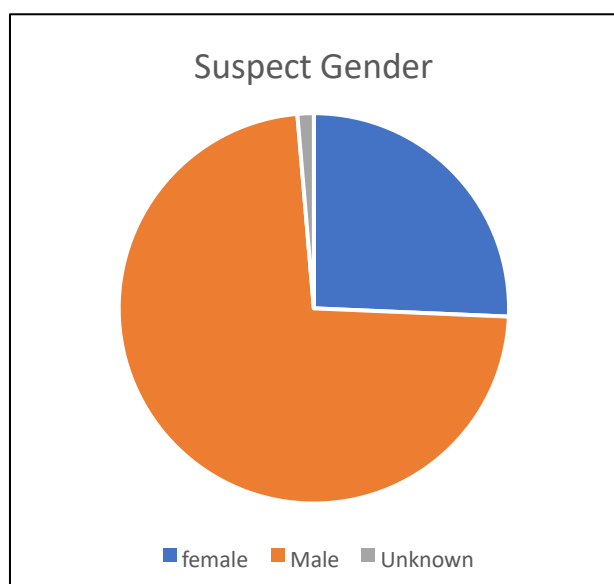
There were 223 suspects, 193 of which were distinct nominals. There were 19 repeat individuals, accounting for 49 occurrences. One of the repeat suspects with 2 occurrences, was also a repeat victim with 2 occurrences, nominal 10010158.

Suspect	Gender	
1147099	Male	
1145075	Male	

Suspect	Gender	Number of Occurrences
1177997	Male	7
9418938	Female	4
9500620	Male	4
824155	Male	3
1145075	Male	3

Tables 13 & 14: Suspects including Niche ID, gender and number of occurrences. 2022-2023 figures on the left and 2023-2024 figures on the right.

One suspect appears in both time periods 3 times respectively, these offences were in relation to assaults and being drunk and disorderly. The highest repeat nominal in the 2023-2024 time period, 1177997, is mainly involved in offences relating to fights and disturbances, but also had 1 relating to cannabis possession and 1 relating to breaching a CPN.



Graph 5: Gender split amongst suspects

Graph 6: Age of suspects

Suspects were significantly more likely to be male, but unlike victims, saw a relatively even split between the age groups of 18-24, 25-34 and 35-44.



## 4.5 Why

A clear factor is that the vast majority of occurrences involve individuals who are heavily intoxicated and whose actions potentially only arise or are worsened as a result of this factor.

The victims and suspects are largely male, one would suggest that the culture amongst men when in groups and with friends on nights out is an aggravating factor. This raises the question of how can we encourage men to resolve disputes without turning to violence? Or prevent disputes arising in the first place. This certainly won't be an easy or actionable change to make, however there may be small steps to support this that can be taken. It is clear that policing does not have the resources to police everything, especially when occurrences peak during the night time economy, however, messages could be purveyed in alternative ways. It could be recommended that licenced premises be given posters to be displayed in places where individuals often linger or pause, predominantly places such as the toilets or queueing at the bar. These could demonstrate thought provoking messages relating to things such as; how one punch can take a life, knowing when to stop, buying alcohol for drunk friends is illegal and not letting one drunken night ruin your life. Posters provide no physical restriction or support, but they can provide the potential to make someone think twice. Negative and violent behaviour can also be discouraged by strictly enforcing bans on individuals who display these behaviours.

The three largest and most problematic premises in terms of volume are in close proximity to one another and have the same closing hours, meaning a large influx of intoxicated and vulnerable individuals at one time from multiple venues. This is likely to be an aggravating factor in disputes and fights. One could suggest that if times were to be staggered, particularly on a Saturday night, this could reduce this influx. It could also be beneficial to direct individuals who leave these venues in opposite directions so they're less likely to meet, or at least begin to disperse first, potentially using barriers, in a similar method used at train stations for events but on a smaller scale. It is not to restrict individuals but simply encourage them into different directions.

Similarly, the use of taxi marshalls to direct and control crowds of individuals waiting at taxi ranks may be beneficial.

Focusing on the issue of drug use, specifically prevalent in Edens bar, one would suggest an increased police presence outside this venue. It may also be beneficial to occasionally deploy a drugs dog or rapid narcotics scanner to act as a deterrent to those using this venue as a platform to buy and sell drugs.

## 5 CONCLUSION

In conclusion, it is clear that the licenced premises in Bridgend town centre predominantly see occurrences of violence, resulting in assault with injury or common assault and battery. As well as seeing occurrences of concern for safety. The licenced premises seeing the highest volume of occurrences all reside within close proximity of one another and therefore Wyndham Street and Market Street are the streets that need additional focus and resources, particularly The Phoenix and Edens Bar. These licenced premises hold the highest rates of occurrences and violence, with Edens Bar also being a hotspot for drugs, predominantly cocaine.

The most critical times for licenced premises are between 02:00hrs-03:00hrs, likely a result of this being a popular time to leave, with alcohol sales ending at 03:00hrs in the Phoenix. Rates remain high at 04:00hrs, likely a result of closing time and the remaining alcohol sales times being between 04:00hrs and 04:30hrs. The premises closing at these times



are in close proximity of one another, likely creating an influx of intoxicated and vulnerable individuals, and this is likely an aggravating factor in the high rates of violence.

Another apparent factor appearing to explain an aspect of the high violence levels is the culture amongst younger – middle aged men. Around 75% of the suspects are male, and therefore tackling the notion of males reacting with violence is critical, albeit vastly more difficult to action.

In terms of actions the premises can take, banning repeat offenders, staggering closing times and redirecting individuals leaving licenced premises so that they don't cross paths are likely to be the most affective options that can plausibly be enacted. In terms of policing actions, an increased presence on the two hotspot streets, especially outside Edens bar appear the most beneficial, combined with the presence of a drugs dog and narcotics scanner to act as a deterrent.

## 6 APPENDIX

Licensing list, Bridgend town centre using the licensing database.

- (Dunraven) Brewery Field
- Bridgend Raven's RFC, Top up bar, Naadaan Bwyd, Prime Burger, Taqueria (all inside Brewery Field) • Little Bar on the Bridge (3 old bridge)
- Wyndham Arms
- Il Panino
- Zia Nina
- Poco Poco
- Fone zone
- Nolton Corner
- The Three Horseshoes
- Il Vecchio (the old cottage)
- Morgan's Bistro
- Aroma Coffee Shop
- Natraj Tandoori



- Bryggen Eynde (formally, and still recorded as, Dorothy Perkins)
- Corvo Lounge
- The Phoenix (barracuda group)
- Dunraven Arms
- The Roof
- Coity Castle
- Luna Live Lounge (formerly sax nightclub)
- The Kings Head
- Eden bar
- The railway inn (closed June 2024)

#### Extended Area

- Ashoka Tandoori
- Exotic Shaad
- The Old Castle
- The Five Bells Inn
- Cabo Roche
- Bridgend RFC
- The Coach

